

Technische Daten Oslo 34-F Klassik / Modern

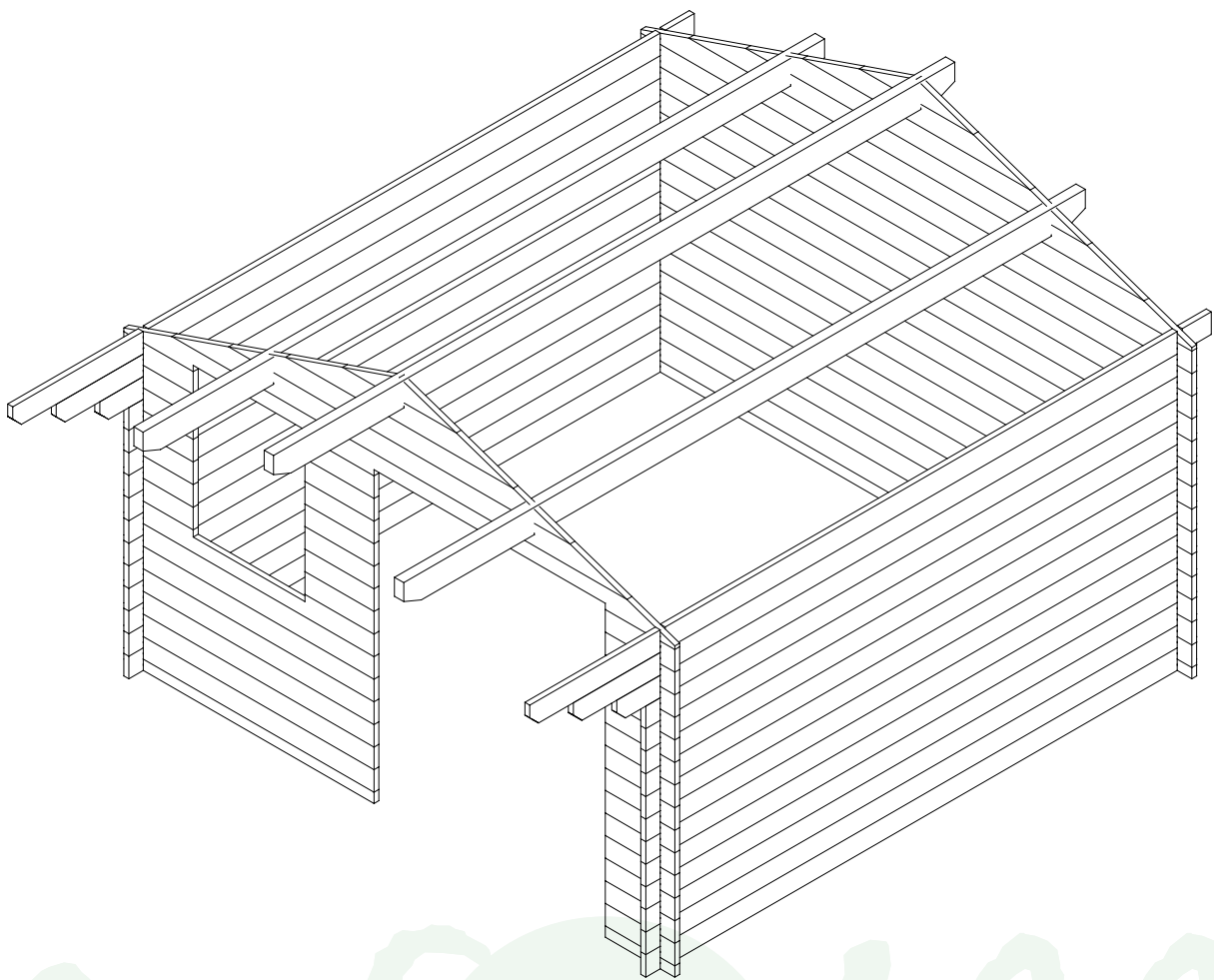
Wandaußenmaß: 360 x 300 cm, Bohlenstärke: 34 mm



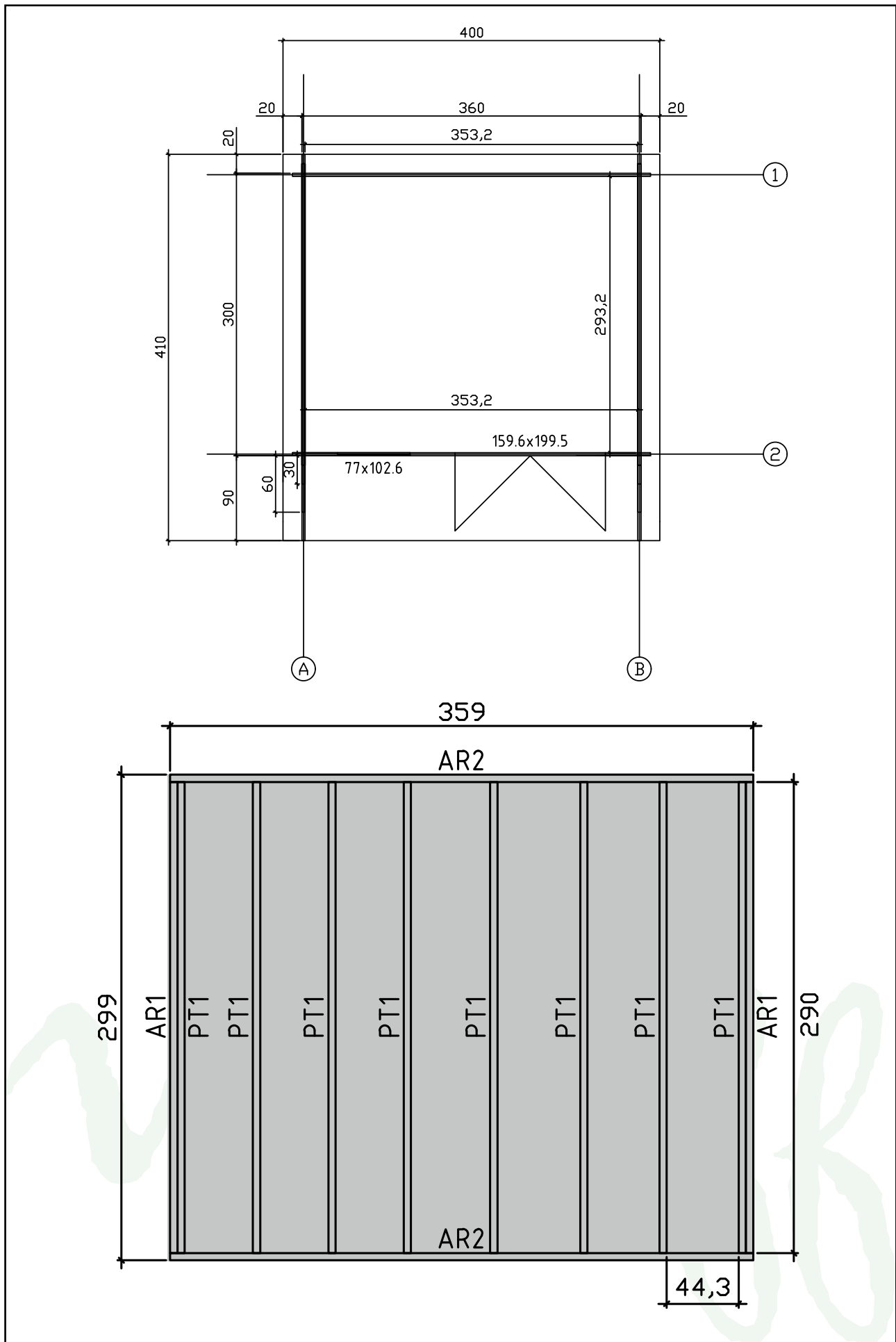
Kontrolliert durch:

Achtung: Alle angegebenen Maße sind ca.-Maße!

3D-Darstellung Oslo 34-F Klassik / Modern

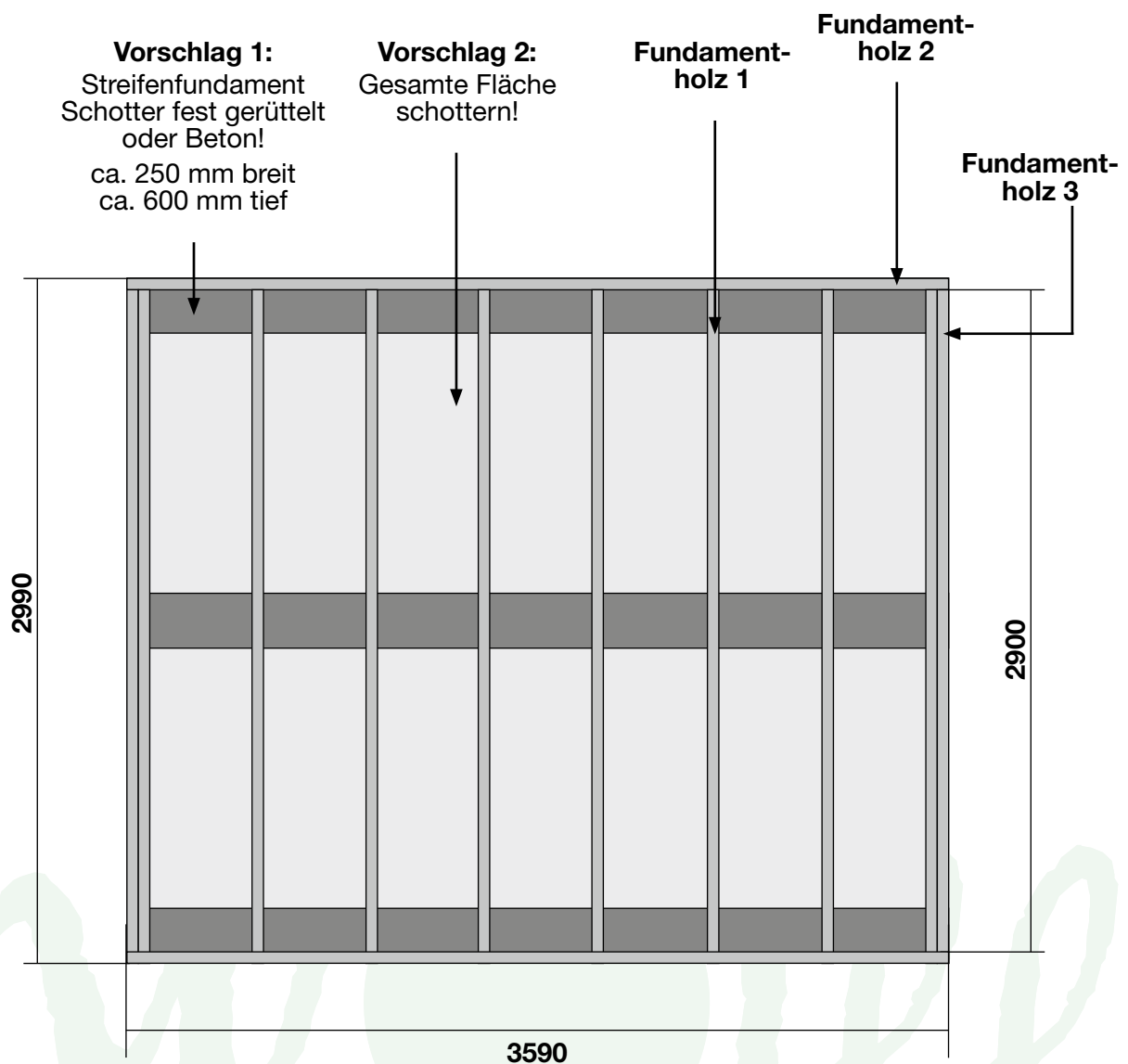


Grundriss und Lagerholzplan Oslo 34-F Klassik / Modern



Fundamentplan Oslo 34-F Klassik / Modern

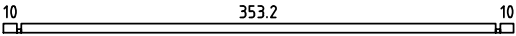
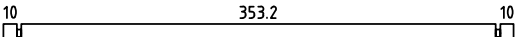
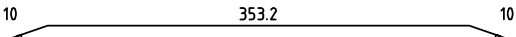




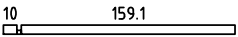

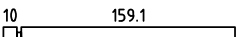

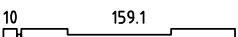


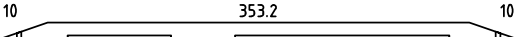
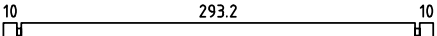
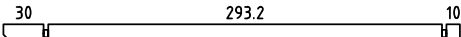
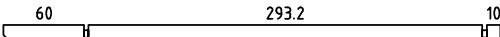





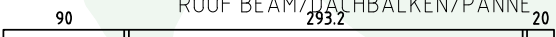

Haustyp	Anzahl der Fundamenthölzer (B x H x L)
Oslo 34-F Klassik / Modern	Fundamentholz 1: 8 (45 x 70 x 2900 mm) Fundamentholz 2: 2 (45 x 70 x 3590 mm) Fundamentholz 3: 2 (45 x 70 x 2900 mm)



Dieser Fundamentplan ist ein unverbindlicher Vorschlag und kann individuell verändert werden!




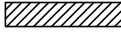












Teileliste 1

Oslo 34-F Klassik / Modern

Pos		Stück	Profile (cm)	Länge (cm)
001		1	3.4x6.8	380
002		14	3.4x13.5	380
003		1	3.4x13.5	380
004		2	3.4x13.5	314
005		2	3.4x13.5	235.5
006		2	3.4x13.5	157
007		2	3.4x13.5	78.5
008		1	3.4x6.8	172.5
009		1	3.4x6.8	47.9
010		6	3.4x13.5	172.5
011		14	3.4x13.5	47.9
012		1	3.4x13.5	172.5
013		7	3.4x13.5	47.9
014		7	3.4x13.5	47.6
015		1	3.4x13.5	380
016		24	3.4x13.5	320
017		2	3.4x13.5	340
018		2	3.4x13.5	370
019		1	3.4x13.5	410
020		1	3.4x13.5	410
AR2	FOUNDATION/FUNDAMENT/SOLIVE 	2	4.5x7	359
AR1	FOUNDATION/FUNDAMENT/SOLIVE 	2	4.5x7	290
PT1	FOUNDATION/FUNDAMENT/SOLIVE 	8	4.5x7	290
PR1	ROOF BEAM/DACHBALKEN/PANNE 	2	4.3x14.5	410
PR2	ROOF BEAM/DACHBALKEN/PANNE 	1	4.3x14.5	410

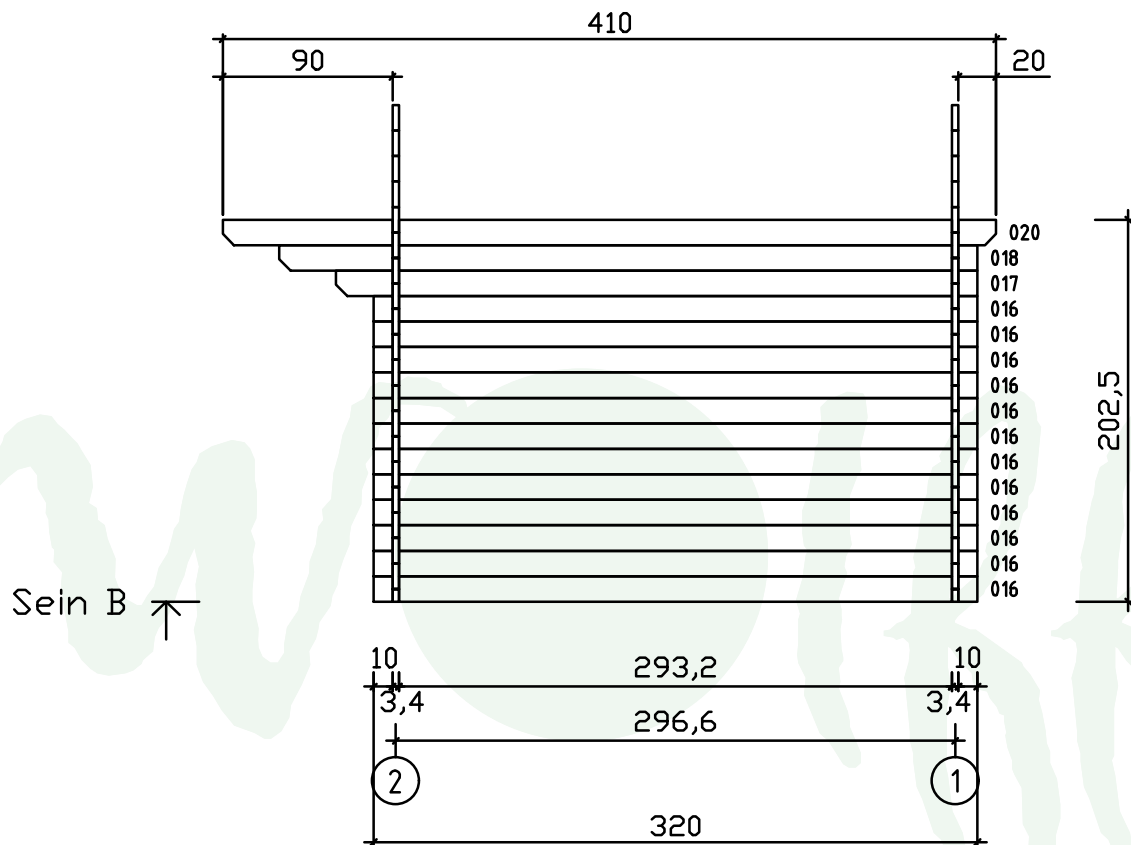
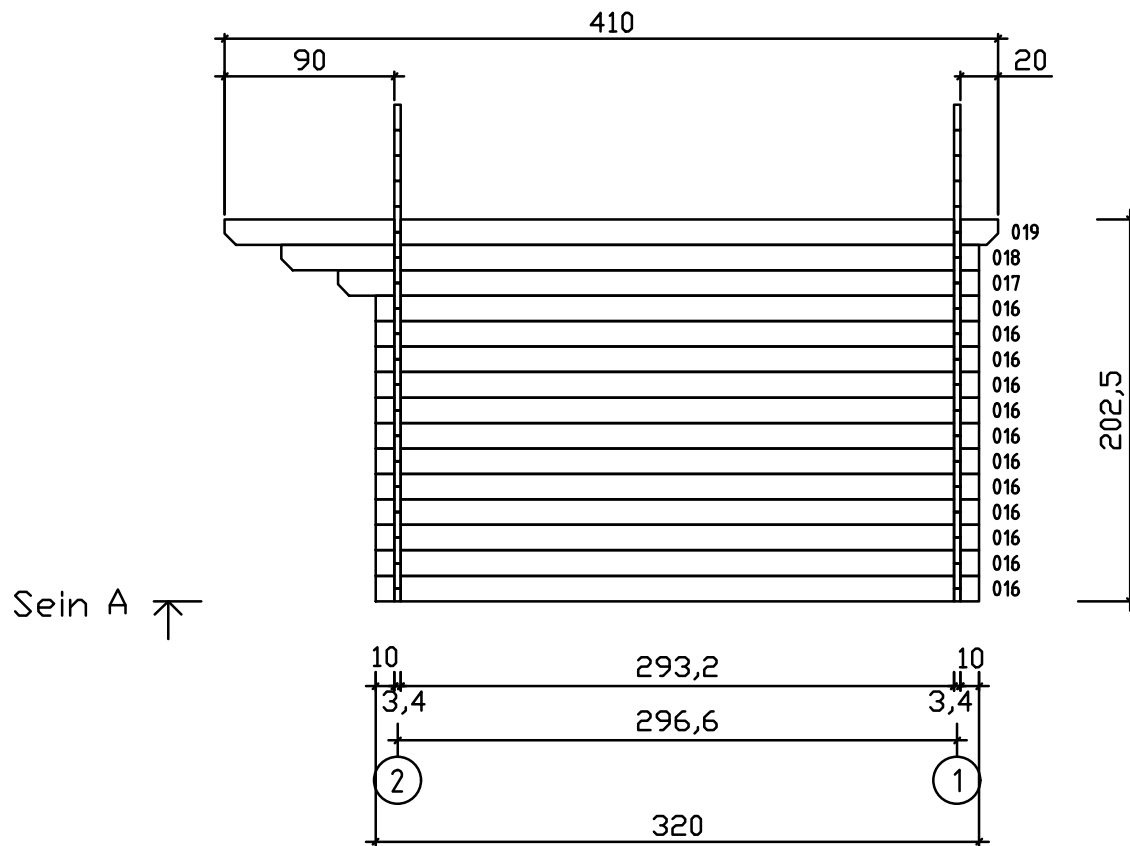
Teileliste 2

Oslo 34-F Klassik / Modern

Pos		Stück	Profile (cm)	Länge (cm)
	WINDOW 77x102.6	1		
	DOOR 159.6x199.5	1		
021	FLOOR BOARDS/FUSSBODEN/LAME DE PLANCHER 	27	11.2x1.8	352.4
022	ROOF BOARDS/DACHBRETTER/VOLIGE 	74	11.2x1.8	211.5
023	ROOF EDGE REINFORCEMENT/TRAUFENLEISTE/TASSEAU 	2	2.6x3.2	410.0
024	ROOF SIDE BOARDS/TRAUFENBRETT/PLANCHE DE RIVE 	2	1.8x9	410.0
025	FASCIA BOARD/GIEBELBLENDE/PLANCHE DE RIVE (FACADE) 	4	1.8x12.0	217.2
026	FASCIA BOARD/GIEBELBLENDE/PLANCHE DE RIVE (FACADE) 	4	1.8x6.0	217.2
027	PULLER/STURMLEISTEN/GARNITURE SLAT 	4	2.6x3.2	200.0
028	FLOOR EDGE TRIM/FUßLEISTEN/PLINTHE PLANCHER 	4	2.0x4.5	353.0
029	DIAMOND/RAUTE/DIAMANT 	2	1.8x12	120
030	METAL BOLT/BOLT/BOLT 	8	M8	80
031	Shim, Nut/Mutter, U-Scheibe/Ecrou,Rondelle - M10 mm - For fixing storm braces/Pour fixer les anti-tempete/Für Sturmleisten 	8	M8	
032	Nails/Nägel/Clous 2.5 x 50 mm - For fixing roofboards Befestigung Dachbretter/P our fixer les voliges 	660		
033	Nails/Nägel/Clous 2.0 40 mm - For fixing roofing felt fillet (18 x 90 mm)/ Befestigung Giebelabschlu ßbrett (18 x 90 mm)/ Pour fixer la latte de finition de la couverture (18 x 90 mm) 	20		
034	Screws/Schrauben/Vis 4 x 50 mm - For fixing roof side boards and roof edge reinforcement/Befestigung Traufenbretter und Traufeneisten Pour fixer les planches de rive et le tasseau (30 x 34 mm) de renfort 	105		
035	Nails/Nägel/Clous 2.5 x 25 mm - For fixing floorboards/ Befestigung Fu ßbodenbretter/Pour fixer les lames de plancher 	52		
036	Nails/Nägel/Clous 1.4 x 40 mm - For fixing floor edge trims (19 x 19 mm)/ Befestigung Fu ßleisten/Pour fixer les plinthes du plancher (19 x 19 mm) 	30		

Wandpläne 2

Oslo 34-F Klassik / Modern



Detail Ansichten Oslo 34-F Klassik / Modern

Optional: wenn in der Teileliste angegeben!

